

CONNEX

BEAUTIFUL to look at.
AMAZING to use.



MADE IN BRAIN BEE

CONNEX INCORPORATES THE RELIABILITY OF A LEADER OF THE INDUSTRY FOR SELF-DIAGNOSIS WITH UNPARALLELED PERFORMANCE.



NEXUS 1.0

IT'S THE NEW EXTRA POWERFUL OPERATING SYSTEM DEVELOPED BY BRAIN BEE FOR YOU. JUST WAITING TO BE ENJOYED! ALSO THANKS TO THE HD 10.1" DISPLAY



MAXIMUM SPEED

YOU TURN ON CONNEX AND IT'S READY TO WORK.

IN LESS THAN 7 SECONDS, YOU ARE IN THE DIAGNOSTIC SESSION. YOU JUST CAN'T DO IT QUICKER THAN THAT!



ALWAYS CONNECTED

FROM NOW ON, YOUR DEVICE WILL ALWAYS HAVE THE HIGHEST PERFORMANCE: UP TO DATE AND WITH ENDLESS POSSIBILITIES TO ACCESS THE INFORMATION YOU NEED.



YOUR BEST ASSISTANT

DOUBTS ON A DIAGNOSIS?

CONNEX OFFERS ITS BEST "ASSISTANTS" THAT WILL HELP YOU FIND A SOLUTION QUICKLY.



PLENTY OF SERVICES AND OPPORTUNITIES

WHAT'S THE DEVICE THAT THE MORE YOU USE IT, THE LESS YOU PAY FOR IT? ONLY CONNEX COULD COME UP WITH AN IDEA LIKE THAT.



Brain Bee[®]

A U T O M O T I V E

CONNEX

THE NEW SELF-DIAGNOSIS
LINE BY BRAIN BEE.

MORE POWERFUL.
MORE RELIABLE.



CONNEX
STAND ALONE
EOBD CONNECTION
VIA CABLE



CONNEX BT
STAND ALONE
EOBD CONNECTION
VIA BLUETOOTH ®



CONNEX SMART
TO BE COMBINED WITH
PC (*) OR TABLET (**):
EOBD CONNECTION
VIA BLUETOOTH ®

TECHNICAL SPECIFICATIONS: SEE TECHNICAL
DATA SHEET

(*) WINDOWS
(**) WINDOWS, ANDROID, IOS



ALWAYS CONNECTED⁽¹⁾

ALWAYS UPDATED
ALWAYS READY FOR EXCLUSIVE FUNCTIONS



Thanks to the WiFi connection, each **UPDATE** will be automatically installed on your CONNEX: your device will always have the highest performance.

Likewise, the WiFi connection allows for direct and immediate connection to a large number of **EXCLUSIVE FUNCTIONS**, such as:

AUTOMATIC SEARCH / VIN SEARCH
SKIP 100 - SEARCH BY PLATE
BPS - SELF-DIAGNOSIS INFORMATION PORTAL
B.O.B. - CHAT ON LINE



Lastly, you will constantly be in touch with **BRAIN BEE HELP DESK**: each report you send will be immediately analysed and in a short time you will receive a reply.

⁽¹⁾ Internet connection not required for **DIAGNOSIS**



PLENTY OF SERVICES

AND OPPORTUNITIES FOR YOU

SAVE PER USE: Your CONNEX earns points every time it is used. These points can be converted into **FREE LICENSE MONTHS** at each update

SMART THRU – PASS THRU function always available, thanks to the accessory approved by the main car manufacturers that provide the service to be used with a PC terminal



YOUR BEST ASSISTANT

ALL YOU NEED
JUST A CLICK AWAY

Don't know how to deal with a service operation on a car? With CONNEX, this is not a problem, thanks to the many functions available to you:

B-PS (BRAIN BEE PROBLEM SOLVING) increasingly integrated and more powerful, the right information at the right time, thanks to the permanent wi-fi connection. Now significantly enhanced with **VIDEO TUTORIALS** helping you in the most complex operations.

B-PS TUTOR (OPTIONAL) guides the operator through the diagnosis, up to the identification of the part to be replaced, providing its **GENUINE SPARE PART CODE**

BOB - BRAIN ON BOARD (OPTIONAL²) - exclusive function. One step ahead, a virtual assistant (but with a team of real operators, self-diagnosis experts) always available, answering in real time any question you may have. It's like having a whole library, instead of your home bookcase.

⁽²⁾ AVAILABLE IN ITALY; FOR OTHER COUNTRIES, PLEASE CONTACT YOUR BRAIN BEE DEALER


AUTOMATIC VEHICLE SEARCH

Quickly set to work! CONNEX immediately recognizes the **VEHICLE MODEL** on which you are operating: you can choose among 4 difference modes, according to your convenience or your habits

- THROUGH THE **EOBD SOCKET**
- BY ENTERING THE **VIN CODE**⁽³⁾
- **SKIP100 SEARCH BY PLATE (OPTIONAL⁴)**, BY ENTERING THE VEHICLE REGISTRATION PLATE NUMBER
- **MANUAL SELECTION** OF THE MODEL, MADE EASIER BY THE ACTUAL PICTURES OF THE VEHICLE

⁽³⁾ ALSO AVAILABLE: KBA NUMBER - GERMANY;

⁽⁴⁾ AVAILABLE IN ITALY : FRANCE; PORTUGAL; ENGLAND; IRELAND; SPAIN
FOR OTHER COUNTRIES, PLEASE CONTACT YOUR BRAIN BEE DEALER



NEXUS 1.0

THE NEW BRAIN BEE SOFTWARE FOR CONNEX LINE SELF-DIAGNOSIS.

A powerful operating system, **up to 10X faster** than the other self-diagnosis systems, and even faster than Brain Bee's previous self-diagnosis:

NO LONGER THAN 7 SECONDS.. AND YOU ARE



NEW GRAPHIC LAYOUT

The whole new graphic layout allows for an immediate and quick access to all information required for you to work in any situation with the highest expertise.

Self-diagnosis has been reorganized by system and displayed in a user-friendly way, so that now you can always have the situation under your control and quickly find out how to carry out your service operation.

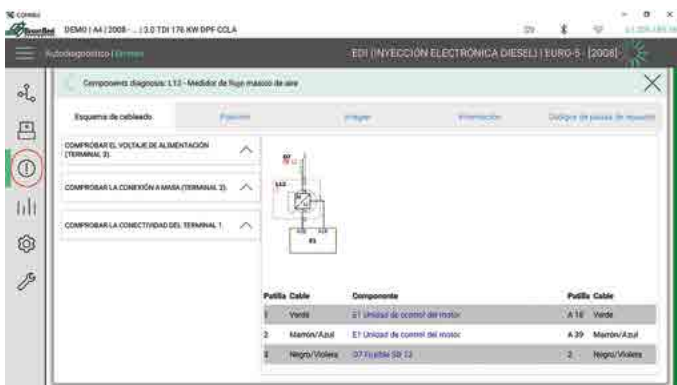
ONE SINGLE INTERFACE FOR CONNEX AND CONNEX SMART



NEW INFORMATIVE FUNCTIONS

Also thanks to the enhancement of the **CONNEX B-PS INFO AND TUTOR** informative function, and the addition of **VIDEO TUTORIALS**, you will always know how to handle each operation, even if you have never dealt with it before.

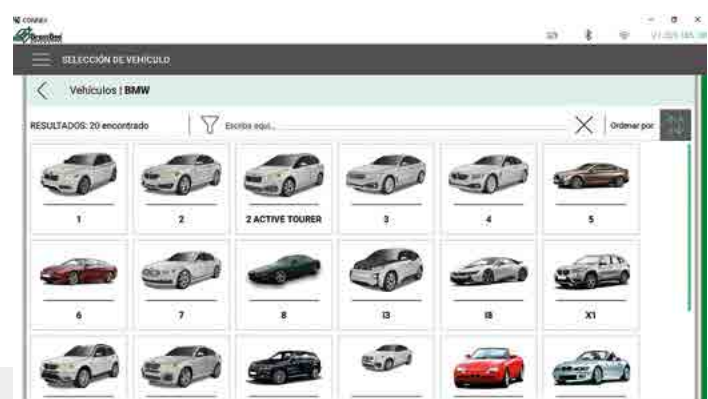
And if you still have doubts, **B.O.B. BRAIN ON BOARD** - the valuable online help system - will come to your rescue.



NEW WAYS TO ACCESS INFORMATION

An in-depth study on workshop ergonomics helped us find easier, user-friendly and, above all, quick solutions to access information!

Put CONNEX to the test!



CONNEX SPECIAL FUNCTIONS

B-PS INFO
PROBLEM SOLVING

INCLUDED IN THE STANDARD CONFIGURATION

B-PS TUTOR
PROBLEM SOLVING
W/ SPARE PART CODE

OPTIONAL

AUTOMATIC SEARCH
VIN - KBA

INCLUDED IN THE STANDARD CONFIGURATION (*)

SKIP 100
SEARCH BY PLATE

OPTIONAL (*)

B.O.B
BRAIN ON BOARD

OPTIONAL (*)

HELP DESK

INCLUDED IN THE STANDARD CONFIGURATION

P.U.K .
PIN UNLOCK KEY

OPTIONAL

FORD
SPECIALIST

INCLUDED IN THE STANDARD CONFIGURATION

LPG&CNG

OPTIONAL

START & STOP

OPTIONAL

MERCEDES
SPECIALIST

OPTIONAL

(*) AVAILABILITY DEPENDING ON THE COUNTRY - CHECK WITH BRAIN BEE DEALER

TECHNICAL FEATURES

CONNEX
CONNEX BT



CONNEX
SMART



COMMUNICATION PROTOCOL

ISO 14230 (ISO 9141-2),
ISO 11519 - J1850 PWM,
ISO 11519 - J1850 VPW,
ISO 11898-2 - HIGH SPEED CAN-BUS,
ISO 11898-3 - LOW SPEED CAN-BUS,
SAE J2411 - SINGLE WIRE CAN-BUS

ISO 14230 (ISO 9141-2),
ISO 11519 - J1850 PWM,
ISO 11519 - J1850 VPW,
ISO 11898-2 - HIGH SPEED CAN-BUS,
ISO 11898-3 - LOW SPEED CAN-BUS,
SAE J2411 - SINGLE WIRE CAN-BUS

SAE J2534 PASS-THRU

SMART THRU (OPTIONAL)

SMART THRU (OPTIONAL)

WIRELESS CONNECTIONS

TERMINAL:
BLUETOOTH 4.1
WIFI 802.11 B/G/N DUAL ANTENNA WITH BEAMFORMING TECHNOLOGY

VCI (CONNEX BT)
BLUETOOTH 4.1 WITH 100 m RANGE IN FREE FIELD

BLUETOOTH 4.1 WITH 100 m RANGE IN FREE FIELD

DISPLAY

TOUCH TFT LCD 10,1" CAPACITIVE 1200X800

--

AUDIO

2W SPEAKERS

--

BATTERY

BUILT-IN 7.4V 2200 mAh LI-ION BATTERY PACK,
RECHARGEABLE - BATTERY LIFE: 3.5 HOURS

--

OPERATING TEMPERATURE

0 ÷ 50 °C

0 ÷ 50 °C

POWER

25 W MAX

6 W MAX

DIMENSIONS

317X217X50 mm (TERMINAL)
120X48X25 mm (VCI)

120X48X25 mm

WEIGHT

1500 g (TERMINAL)
90 g (VCI)

90 g